

HYDRAULIC BRAKE SYSTEM




HYDRAULIC BRAKE SYSTEM

SPECIAL TEFLON D.O.T. HOSE WITH COVER AND METAL FITTINGS




ORI PART #	L
BGS0150T	6" (150mm)
BGS0200T	8" (200mm)
BGS0250T	10" (250mm)
BGS0300T	12" (300mm)
BGS0350T	14" (350mm)
BGS0400T	16" (400mm)
BGS0475T	18" (475mm)
BGS0550T	22" (550mm)
BGS0650T	26" (650mm)
BGS0775T	30" (775mm)



ORI PART #	L
BGS0150B	6" (150mm)
BGS0200B	8" (200mm)
BGS0250B	10" (250mm)
BGS0300B	12" (300mm)
BGS0350B	14" (350mm)
BGS0400B	16" (400mm)
BGS0475B	18" (475mm)
BGS0550B	22" (550mm)
BGS0650B	26" (650mm)
BGS0775B	30" (775mm)



ORI PART #	L
BGS0150R	6" (150mm)
BGS0200R	8" (200mm)
BGS0250R	10" (250mm)
BGS0300R	12" (300mm)
BGS0350R	14" (350mm)
BGS0400R	16" (400mm)
BGS0475R	18" (475mm)
BGS0550R	22" (550mm)
BGS0650R	26" (650mm)
BGS0775R	30" (775mm)



ORI PART #	L
BGS0150V	6" (150mm)
BGS0200V	8" (200mm)
BGS0250V	10" (250mm)
BGS0300V	12" (300mm)
BGS0350V	14" (350mm)
BGS0400V	16" (400mm)
BGS0475V	18" (475mm)
BGS0550V	22" (550mm)
BGS0650V	26" (650mm)
BGS0775V	30" (775mm)

*Also Available in Black.

BANJO ADAPTER



ORI PART #	A	B	C
B0326	0°	10.1	24



ORI PART #	A	B	C
B0264	0°	11.1	24



ORI PART #	A	B	C
B0350	25°	10.1	23



ORI PART #	A	B	C
B0314	45°	10.1	20



ORI PART #	A	B	C
B0339	60°	10.1	18



ORI PART #	A	B	C
B0325	90°	10.1	11

Call Toll Free 1-888-767-8693

HYDRAULIC BRAKE SYSTEM

SIDE BANJO ADAPTER



ORI PART #	A	B	C
B0773	25°	10.1	23

STRAIGHT TWIN BANJO



ORI PART #	A	B	C
B0078	10.1	10	10

SHORT BANJO ADAPTER



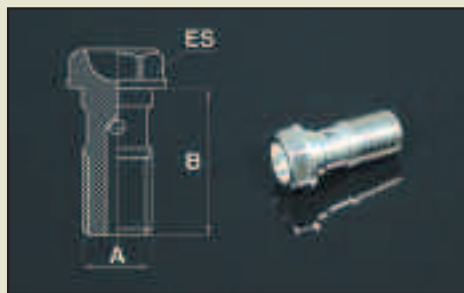
ORI PART #	A	B	C
B0128	10.1	11	10

RACING STYLE BLEED NIPPLE

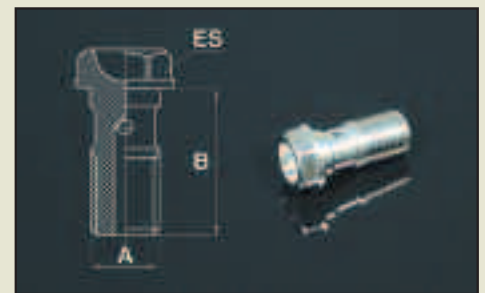


ORI PART #	A	B	C	ES
B2360	6x1	5	21.7	7

MILLED BANJO BOLT



ORI PART #	A	B	ES
B2374	10x1	21	12



ORI PART #	A	B	ES
B2393	10x1.25	21	12

MILLED BANJO BOLT FOR BLEED



ORI PART #	A	B	C	ES
B2373	10x1	6x1	21	12

DOUBLE MILLED BANJO BOLT

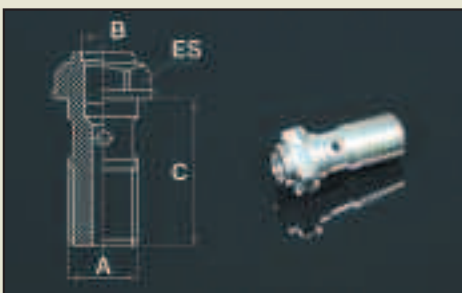


ORI PART #	A	B	ES
B2362	10x1	32.5	12

DOUBLE MILLED BANJO BOLT FOR BLEED



ORI PART #	A	B	C	ES
B2364	10x1	6x1	32.5	12



ORI PART #	A	B	C	ES
B2392	10x1.25	6x1	21	12



ORI PART #	A	B	ES
B2363	10x1.25	32.5	12



ORI PART #	A	B	C	ES
B2365	10x1.25	6x1	32.5	12

To Place Your Order Today!

HYDRAULIC BRAKE SYSTEM

SWIVEL JIC FEMALE THREAD ADAPTER



ORI PART #	A	B	C	D
B3707	0°	3/8"x24	13	0



ORI PART #	A	B	C	D
B3709	45°	3/8"x24	27	10



ORI PART #	A	B	C	D
B3711	90°	3/8"x24	20	22

SWIVEL BSP FEMALE THREAD ADAPTER



ORI PART #	A	B	C	D
B3706	0°	1/8" bsp	18	0



ORI PART #	A	B	C	D
B3708	45°	1/8" bsp	24	11



ORI PART #	A	B	C	D
B3710	90°	1/8" bsp	19	22

SWIVEL MALE ADAPTER



ORI PART #	A	B	C	D
B3700	0°	10X1	29	0



ORI PART #	A	B	C	D
B3701	0°	10X1.25	29	0



ORI PART #	A	B	C	D
B3702	45°	10X1	39	20



ORI PART #	A	B	C	D
B3703	45°	10X1.25	39	20



ORI PART #	A	B	C	D
B3704	90°	10X1	21	30



ORI PART #	A	B	C	D
B3705	90°	10X1.25	21	30

Call Toll Free 1-888-767-8693

HYDRAULIC BRAKE SYSTEM

BULKHEAD FIXED MALE CONCAVE SEAT ADAPTER



ORI PART #	A	B
B3718	10x1	27
B3720	10x1.25	27
B3719	3/8"x24unf	27

FIXED FEMALE CONCAVE SEAT ADAPTER (CLIP FIXING)



ORI PART #	A	B
B0333	10x1	20
B3717	10x1.25	20
B3712	3/8"x24unf	20

FIXED FEMALE CONCAVE SEAT



ORI PART #	A	B
B3713	10x1	22
B3716	10x1.25	22

FEMALE INVERTED FLARE (CLIP FIXING) *AMERICAN CONVERSION



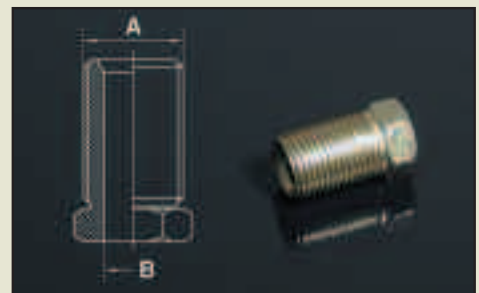
ORI PART #	A	B
*B0010H	3/8"x24	1.19"
*B0011H	7/16"x24	1.19"

FEMALE INVERTED FLARE TEE



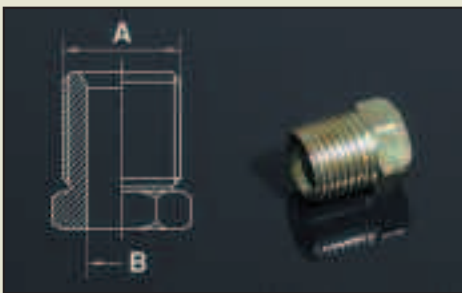
ORI PART #	A	B
B0008H	7/16"x24	1.10"
B0009H	3/8"x24	1.12"

LONG NUT




ORI PART #	A	B
IFNL03	3/8"x24	3/16"
IFNL04	7/16"x24	1/4"

STANDARD NUT




ORI PART #	A	B
IFN03	3/8"x24	3/16"
IFN04	7/16"x24	1/4"
IFN05	1/2"x20	5/16"
IFN06	5/8"x18	3/8"

UNION



ORI PART #	A	B
BU03	3/16"x24	3/16"
BU04	1/4"x18	1/4"
BU05	5/16"x20	5/16"
BU06	3/8"x18	3/8"

METRIC NUT



ORI PART #	A	B
BMN0310M	10x1	3/16"
BMN0311M	11x1.5	3/16"
BMN0312M	12x1	3/16"
BMN0313M	13x1.5	3/16"

To Place Your Order Today!

HYDRAULIC BRAKE SYSTEM

HOSE UNION STRAIGHT



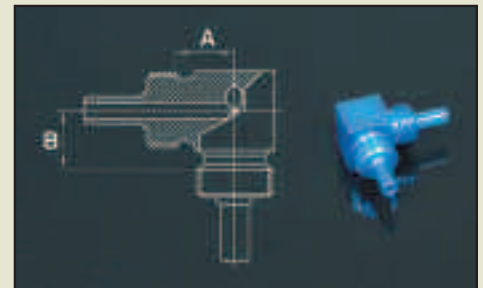
ORI PART #	A	B
B0007H	7	7

TEE HOSE FITTINGS ADAPTER



ORI PART #	A	B	C
B0692	7	7	7

TWO WAY ADAPTER



ORI PART #	A	B
B1169	7	7

FEMALE BRAZE STEM – *AMERICAN CONVERSION



ORI PART #	A	B
*B0001H	3/16"X24	1"



ORI PART #	A	B
*B0002H	1/4"X24	1"

MALE BRAZE STEM




ORI PART #	A	B
*B0003H	3/16"X24	1"

FIXED MALE CONCAVE SEAT – *DENOTES NEW AMERICAN CONVERSION FITTING




ORI PART #	A	B
B3714	10x1	20




ORI PART #	A	B
B3715	10x1.25	20



ORI PART #	A	B
*B0004H	3/8"x24unf	20



ORI PART #	A	B
*B0005H	7/16"x20unf	20



ORI PART #	A	B
*B0006H	7/16"x24unf	24

Call Toll Free 1-888-767-8693


HYDRAULIC BRAKE SYSTEM

CONVERSION UNION (JAPANESE, EUROPEAN, BRITISH)



ORI PART #	A	B
BJMU0310MM	10x1	3/16"
BEMU0310MM	10x1	3/16"
BBSU0306	3/8x24	3/16"

CUSHIONED BRAKE LINE CLIP




ORI PART #	A	B
BC03	3/16"	N/A
BC04	1/4"	N/A

BRAKE HOSE HORSEHOE CLIP




ORI PART #	A	B
BHC1	N/A	N/A

BANJO WASHER




ORI PART #	A	B
B0420	10.3	1.44

QUAD RING (O-RING)




ORI PART #	A	B
B3694	3	1.80

ADAPTER




ORI PART #	A	B
BA034	1/4" (Inv.)	3/16"
BA035	5/16" (Inv.)	3/16"
BA038A	1/2"x20	3/16"
BA038B	1/2"x20	3/16"
BA039A	9/16"x18	3/16"
BA039B	9/16"x20	3/16"
BA043	3/16" (Inv.)	1/4"
BA045	5/16" (Inv.)	1/4"
BA049	9/16"x18	1/4"
BA047	7/16"x20	1/4"
BA048	1/2"x20	1/4"
BA058	1/2"x20	5/16"
BA05	5/8"x18	5/16"
BA054	1/4" (Pipe)	5/16"
BA065	5/16" (Inv.)	3/8"

METRIC ADAPTER



ORI PART #	A	B
BMA0311M	11x1.5	3/16"
BMA0312M	12x1	3/16"
BMA0313M	13x1.5	3/16"

STANDARD TO METRIC



ORI PART #	A	B
BAMSJ (Japanese)	10x1.0	3/16"
BAMSE (European)	10x1.0	3/16"
BAMSB (British)	3/8"x24	3/16"

To Place Your Order Today!

